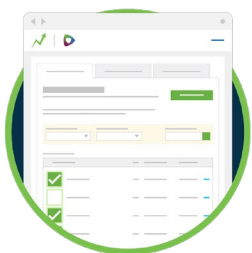


kickstart your reporting with MIPSwizard®

—the #1 Registry for Quality Reporting to CMS*

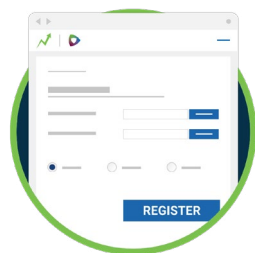
MIPSwizard is an easy-to-use online tool that helps MIPS eligible clinicians quickly and easily complete their MIPS reporting for the 2017 transition year. Similar to online tax preparation software, MIPSwizard helps guide clinicians through a few easy steps to rapidly collect, validate and submit their results to CMS.



01

Select Available Measures


Use the MIPSwizard Measures Selection Guide to locate the measures which fit your practice.



02

Register

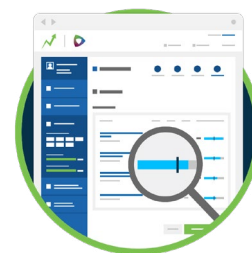
Once you've reviewed the potential measures, you will be prompted to sign in or create your account.



03

Add Your Data

MIPSwizard enables data entry through easy-to-follow chart review forms and data upload tools. Data templates and definition files are available for those uploading their data.




04

Review & Submit

MIPSwizard validates your data as you submit it, allowing you to see your results in real-time. Once complete, MIPSwizard calculates your annual performance rates before you finalize for submission to CMS.

Once your report is complete, we submit the data to CMS on your behalf. For more information, visit mipswizard.org.



GET STARTED
www.mipswizard.org

*Ranking based upon Centers for Medicare & Medicaid Services. "2015 Reporting Experience Including Trends (2007-2015): Physician Quality Reporting System 2017." Web. 31 Jul. 2017.

<https://www.cms.gov/Medicare/Quality-Initiatives-Patient-Assessment-Instruments/PQRS/Downloads/2015_PQRS_Experience_Report.pdf>